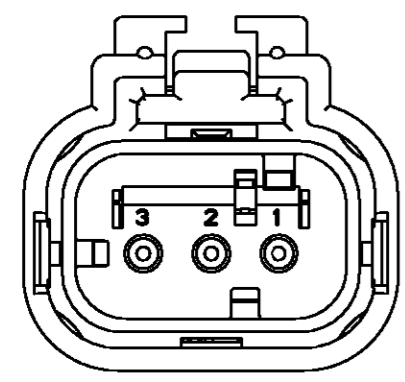
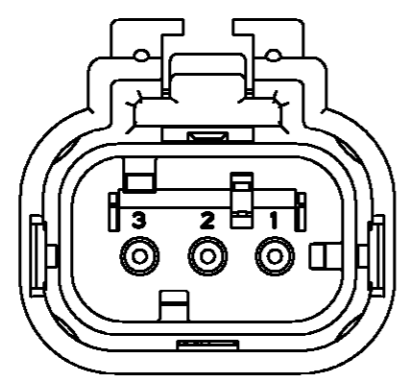


THIS DRAWING IS UNPUBLISHED. RELEASED FOR PUBLICATION 20
 © COPYRIGHT 20 BY TYCO ELECTRONICS CORPORATION. ALL RIGHTS RESERVED.

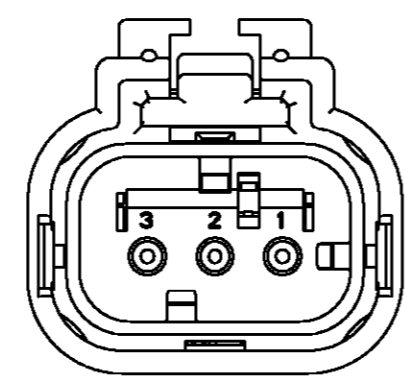
LOC	DIST	REVISIONS					
		P	LTR	DESCRIPTION	DATE	DWN	APVD
GE	00		C	REVISED PER ECR 05-016809	01DEC2005	WH	RS
			D	REVISED PER ECR-06-003051	09FEB2006	WH	RS



776523-2
SCALE 2:1

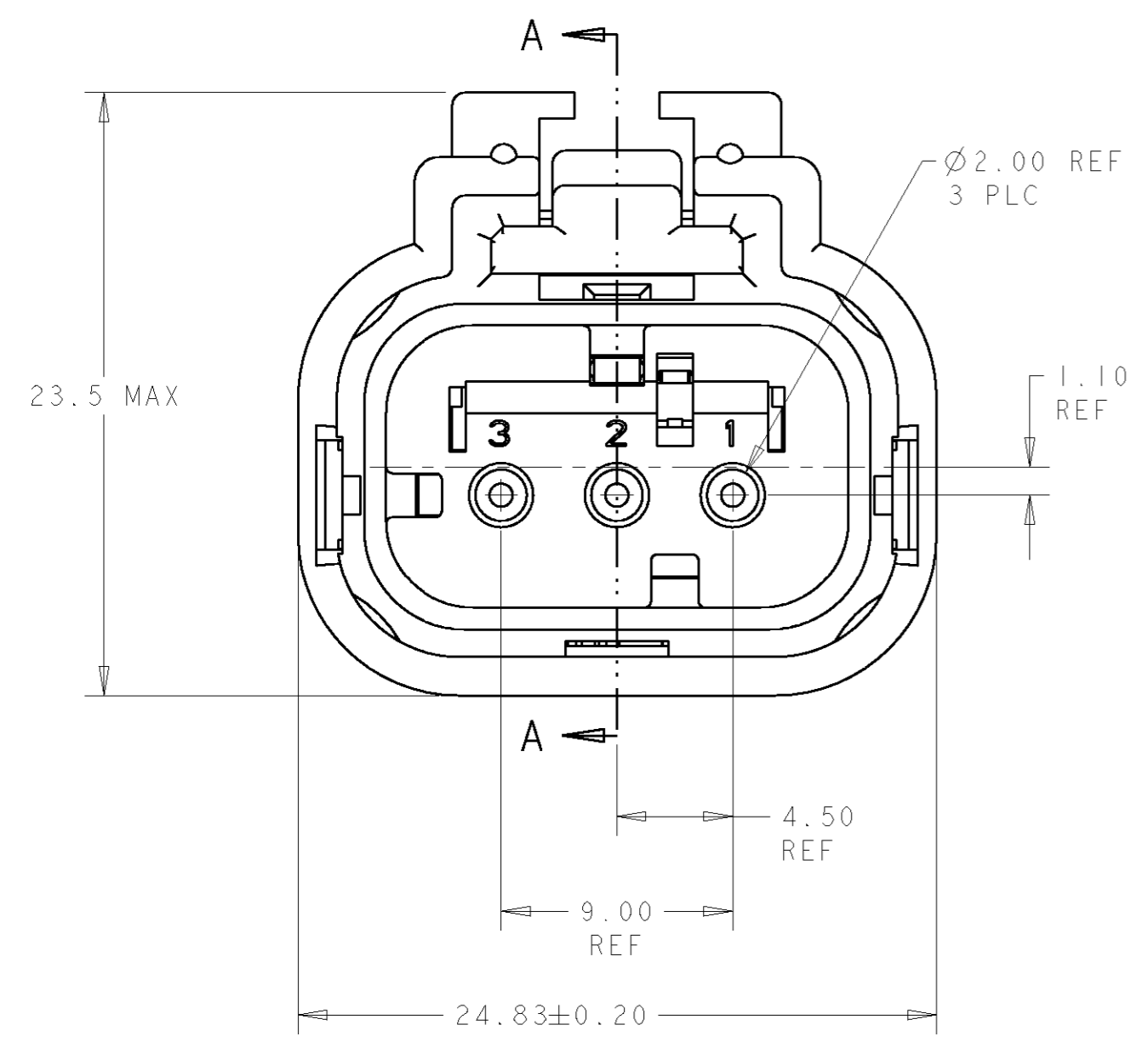


776523-3
SCALE 2:1

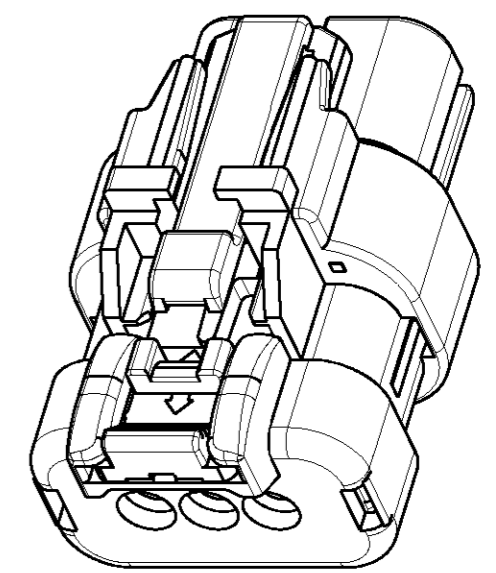
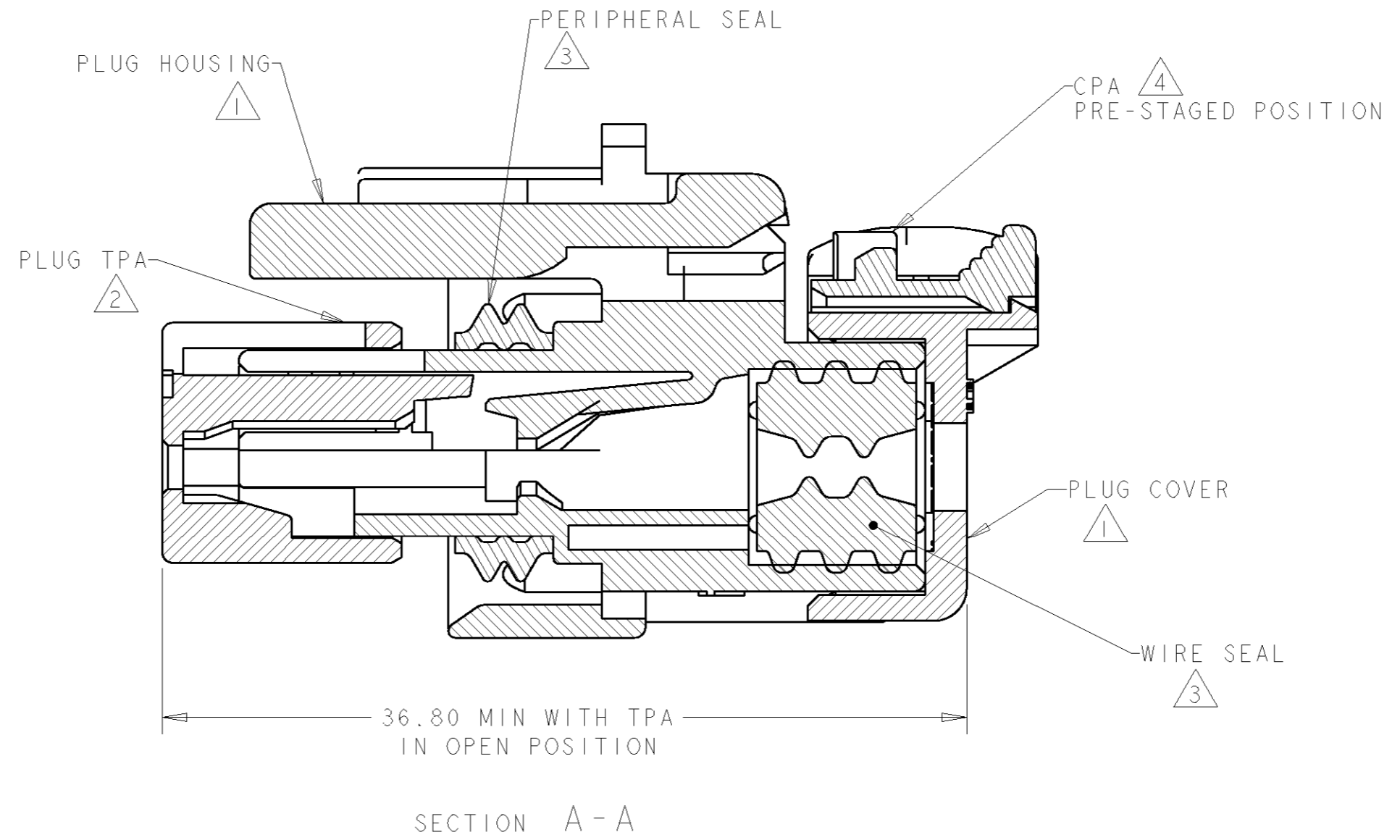


776523-4
SCALE 2:1

- 1 MATERIAL: 15% GLASS FILLED THERMOPLASTIC
COLOR: BLACK
 - 2 MATERIAL: 15% GLASS FILLED THERMOPLASTIC
COLOR: (SEE TABLE)
 - 3 MATERIAL: SILICONE
COLOR: ORANGE
 - 4 MATERIAL: 15% GLASS FILLED THERMOPLASTIC
COLOR: RED
5. RECOMMENDED WIRE DIAMETER RANGE IS 1.30 TO 2.54mm.



776523-1 SHOWN



SCALE 2:1

TPA COLOR	PART NUMBER
GREEN	776523-4
YELLOW	776523-3
GRAY	776523-2
RED	776523-1

THIS TYCO PROPRIETARY INFORMATION IS CONFIDENTIAL AND IS DISCLOSED TO YOU ON CONDITION THAT NO FURTHER DISCLOSURE IS MADE BY YOU TO ANYONE OTHER THAN TYCO PERSONNEL WITHOUT WRITTEN AUTHORIZATION FROM TYCO ELECTRONICS, HARRISBURG, PA.

THIS DRAWING IS A CONTROLLED DOCUMENT FOR TYCO ELECTRONICS CORPORATION IT IS SUBJECT TO CHANGE AND THE CONTROLLING ENGINEERING ORGANIZATION SHOULD BE CONTACTED FOR THE LATEST REVISION.		DWN AJ GRAFF 22FEB00 CHK R. GREINER 11DEC01 APVD M. TRULLI 11DEC01	tyco Electronics Tyco Electronics Harrisburg, PA 17105-3608
DIMENSIONS: mm 	TOLERANCES UNLESS OTHERWISE SPECIFIED: 0 PLC ± 1 PLC ± 2 PLC ± 3 PLC ± 4 PLC ± ANGLES ± FINISH	PRODUCT SPEC APPLICATION SPEC 114-13065 WEIGHT CUSTOMER DRAWING	NAME PLUG ASSEMBLY, 3 POSITION, SINGLE ROW REDUCED DIA WIRE SEAL, AMPSEAL 16 SIZE A2 CAGE CODE 00779 DRAWING NO G-776523 RESTRICTED TO SCALE 4:1 SHEET 1 OF 1 REV D

776523